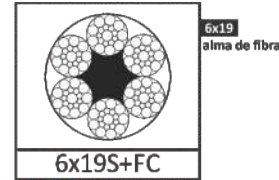
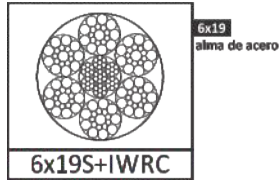


# CABLES DE ACERO: COBRA - BOA

# SUPERFLEX - CASCABEL

## TIPO BOA ALMA DE ACERO

## TIPO COBRA ALMA DE FIBRA



TIPO BOA

TIPO COBRA

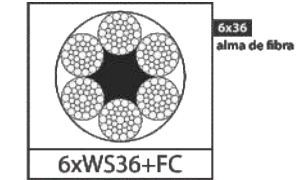
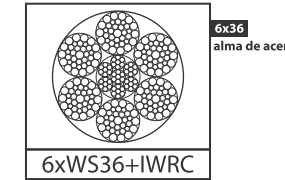
IPS=180kg/mm<sup>2</sup>

IPS=180kg/mm<sup>2</sup>

Diametro (pulg.)	Peso aprox. en Kg. por metro	Resist. a la rupt. de tons. efectivas	Peso aprox. en Kg. por metro	Resist. a la rupt. de tons. efectivas
1/8	0.040	0.69	0.040	0.63
3/16	0.100	1.43	0.080	1.4
1/4	0.170	2.74	0.150	2.4
5/16	0.280	4.25	1.240	3.86
3/8	0.390	6.08	0.360	5.53
7/16	0.510	8.25	0.460	7.50
1/2	0.690	10.68	0.620	9.71
9/16	0.870	13.48	0.790	12.2
5/8	1.080	16.67	0.980	15.1
3/4	1.540	23.75	1.400	21.6
7/8	2.100	32.13	1.900	29.2
1	2.750	41.71	2.480	37.9
1-1/8	3.470	52.49	3.120	47.7
1-1/4	4.200	64.47	3.760	58.6
1-3/8	5.150	77.54	4.550	70.5
1-1/2	6.200	91.80	5.430	83.5
1-5/8	7.140	106.77	6.370	97.1
1-3/4	8.300	123.74	7.380	112.0
1-7/8	9.520	140.70	8.480	128.0
2	10.820	159.66	9.640	145.0

## TIPO CASCABEL ALMA DE ACERO

## TIPO SUPERFLEX ALMA DE FIBRA



TIPO CASCABEL

TIPO SUPERFLEX

IPS= 180kg/mm<sup>2</sup>

IPS= 180kg/mm<sup>2</sup>

Diametro (pulg.)	Peso aprox. en Kg. por metro	Resist. a la rupt. de tons. efectivas	Peso aprox. en Kg. por metro	Resist. a la rupt. de tons. efectivas
1/4	0.160	2.59	0.150	2.4
5/16	0.290	4.03	0.240	3.66
3/8	0.380	5.75	0.350	5.23
7/16	0.540	7.80	0.480	7.09
1/2	0.700	10.4	0.620	9.7
9/16	0.880	13.2	0.780	12.2
5/8	1.090	16.2	0.970	15.1
3/4	1.570	23.2	1.380	21.6
7/8	2.150	31.4	1.900	29.2
1	2.780	40.7	2.470	37.9
1-1/8	3.540	51.3	3.120	47.7
1-1/4	4.350	63.0	3.850	58.6
1-3/8	5.280	75.7	4.660	70.5
1-1/2	6.270	89.7	5.560	83.5
1-5/8	7.370	104.0	6.420	97.1
1-3/4	8.580	121.0	7.490	112.0
1-7/8	9.790	138.0	8.670	128.0
2	11.150	156.0	9.840	145.0
2-1/8	12.570	174.0	11.200	162.0
2-1/4	14.100	195.0	12.400	181.0